

WIRING DIAGRAMS
Article Text
1990 Volkswagen Golf
For <http://volkswagen.msk.ru>
Copyright © 1998 Mitchell Repair Information Company, LLC
Monday, January 29, 2001 12:32AM

ARTICLE BEGINNING

1990 WIRING DIAGRAMS
Volkswagen

Golf, Golf GL & GTI

COMPONENT LOCATION MENU

COMPONENT LOCATIONS TABLE

Component	Figure No. (Location)
A/C RELAY	4 (C 13)
A/C SYSTEM	4 (D-E 12-15)
ALTERNATOR	1 (C 3)
BACK-UP LT SW (M/T)	6 (E 20)
BATTERY	1 (A 2)
BRAKE & PARKING BRAKE INDICATOR	6 (A 22)
CIG LIGHTER & LIGHT	6 (A 16)
COOLANT LOW LEVEL SENDER	5 (B 18)
CRUISE CONTROL SWITCH	2 (D-E 7)
CRUISE CONTROL UNIT	2 (D-E 4)
DEFOG SWITCH	6 (E 21)
DIGIFANT CONTROL UNIT	2 (A-C 7)
DIGIFANT CONTROL UNIT RELAY	3 (C 9)
DOOR SWITCH	5 (A 17-18)
EMERGENCY FLASHER RELAY	4 (B 13)
EMERGENCY FLASHER SWITCH	4 (A 12-14)
FOG LIGHT RELAY	4 (B 15)
FOG LIGHT SWITCH	4 (A 15)
FUEL INJECTOR	2 (A 5)
FUEL PUMP	3 (E 11)
FUEL PUMP RELAY	3 (C 9)
FUEL TANK UNIT	3 (E 11)
FUSE/RELAY PANEL	3, 4, 5, 6 (B-D 8-23)
FUSE/RELAY PANEL LAYOUT	7 (D-E 24-26)
GEAR SELECT SWITCH (A/T)	2 (C 5)
GLOVE COMPT LIGHT	6 (D 22)
HALL IGNITION UNIT	2 (C 7)
HEATED O2 SENSOR	2 (A 7)
HORN RELAY	5 (C 19)
HORN SWITCH	5 (E 16)
IGNITION COIL	2 (D 7)
IGNITION SW	3 (A 8)
INSTRUMENT CLUSTER	7 (A-C 24)
INTERIOR LIGHTS	5 (A 17)
LIGHT SWITCH	3 (A 10-11)
LOAD REDUCTION RELAY	3 (C 11)
OIL PRESSURE SWITCH	5 (A 19)
PARK BRAKE WARNING SWITCH	6 (A 23)
RAD COOLING FAN (W/O A/C)	1 (E 2)

WIRING DIAGRAMS

Article Text (p. 2)

1990 Volkswagen Golf

For <http://volkswagen.msk.ru>

Copyright © 1998 Mitchell Repair Information Company, LLC

Monday, January 29, 2001 12:32AM

RAD COOLING FAN AFTER RUN CTRL UNIT	1 (D 3)
SEAT BELT WARNING CTRL UNIT	6 (C 22)
SHIFT LOCK CONTROL UNIT	2 (D 4)
STARTER	1 (A 3)
STARTER INTERLOCK RELAY (W/SHIFT LOCK)	1 (B 3)
STARTER INTERLOCK RELAY (W/O SHIFT LOCK)	6 (E 23)
STOP LT SW	6 (A 21)
THERMO SWITCH (W/O A/C)	1 (E 3)
VACUUM VENT VALVE	2 (E 5)
WIPER/WASHER RELAY (REAR)	5 (C 18-19)
WIPER/WASHER INTERMITTENT RELAY	5 (C 18)
WIPER SW	5 (E 17-18)

WIRING DIAGRAMS

WIRING DIAGRAMS

Article Text (p. 3)

1990 Volkswagen Golf

For <http://volkswagen.msk.ru>
 Copyright © 1998 Mitchell Repair Information Company, LLC
 Monday, January 29, 2001 12:32AM

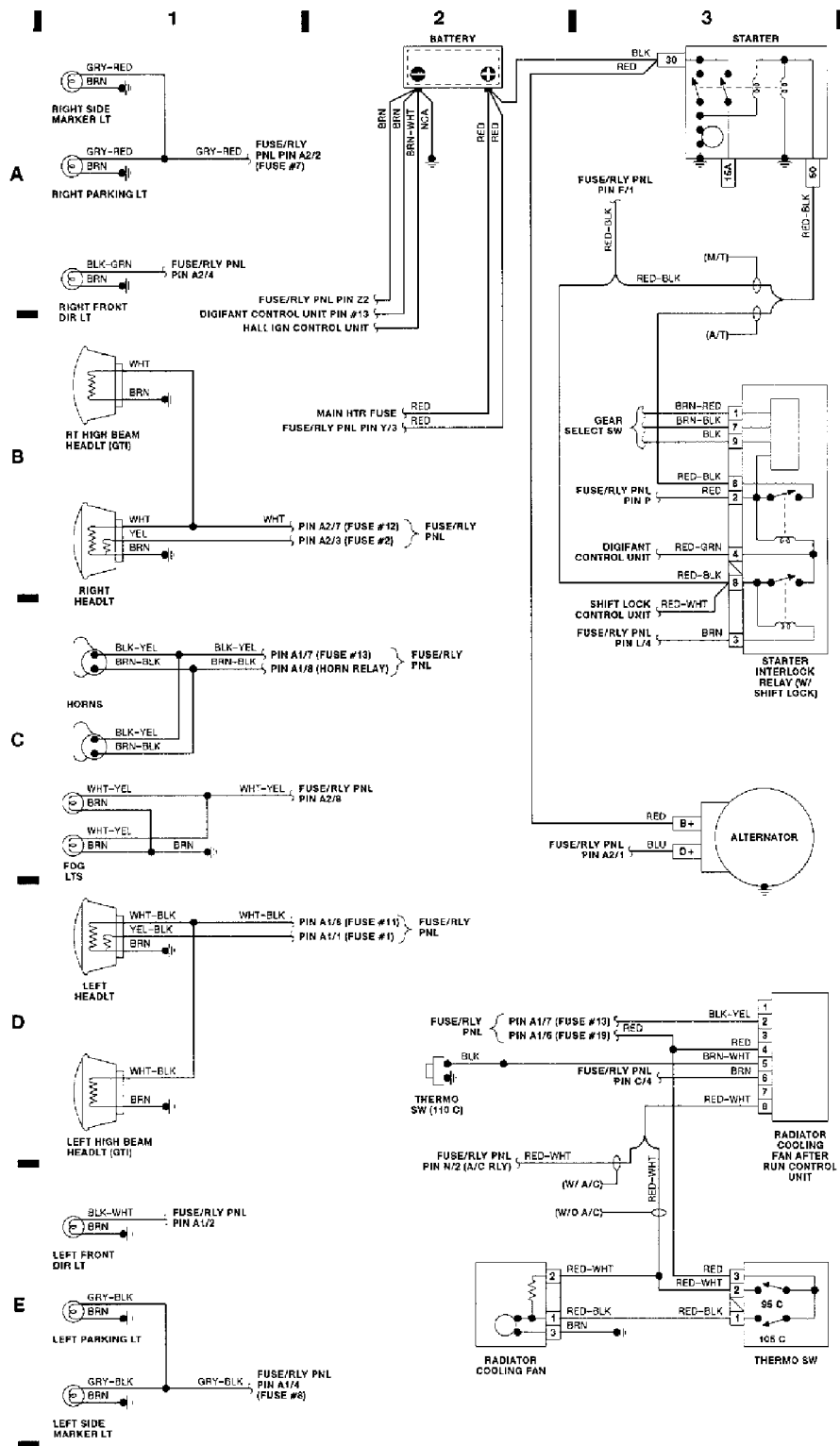


Fig. 1: Engine Compartment & Headlights (Grid 1-3)

WIRING DIAGRAMS
Article Text (p. 6)
 1990 Volkswagen Golf
 For <http://volkswagen.msk.ru>
 Copyright © 1998 Mitchell Repair Information Company, LLC
 Monday, January 29, 2001 12:32AM

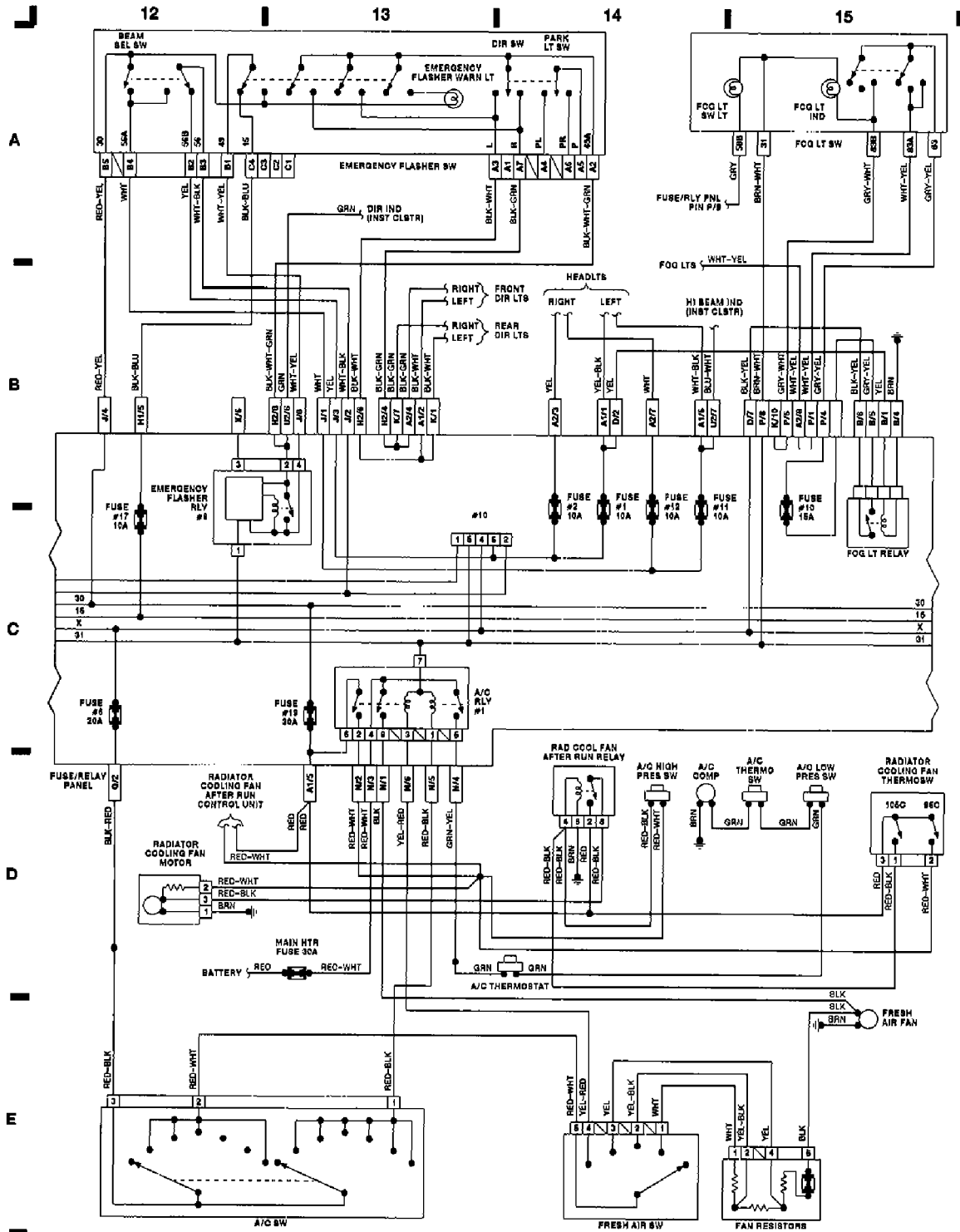


Fig. 4: Fuse Block (2 of 4) (Grid 12-15)

WIRING DIAGRAMS
Article Text (p. 8)
 1990 Volkswagen Golf
 For <http://volkswagen.msk.ru>
 Copyright © 1998 Mitchell Repair Information Company, LLC
 Monday, January 29, 2001 12:32AM

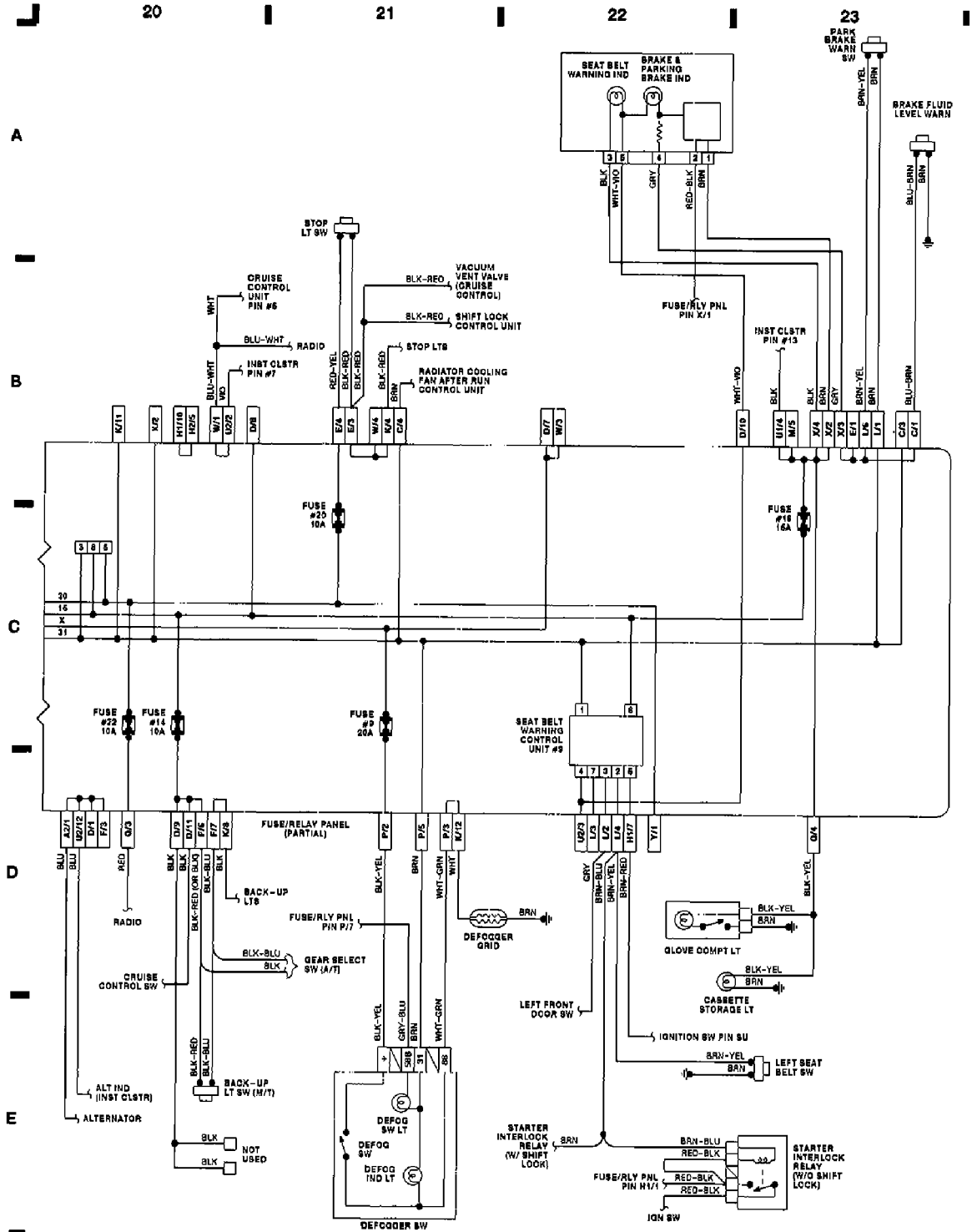


Fig. 6: Fuse Block (4 of 4) (Grid 20-23)

WIRING DIAGRAMS
Article Text (p. 9)
 1990 Volkswagen Golf
 For <http://volkswagen.msk.ru>
 Copyright © 1998 Mitchell Repair Information Company, LLC
 Monday, January 29, 2001 12:32AM

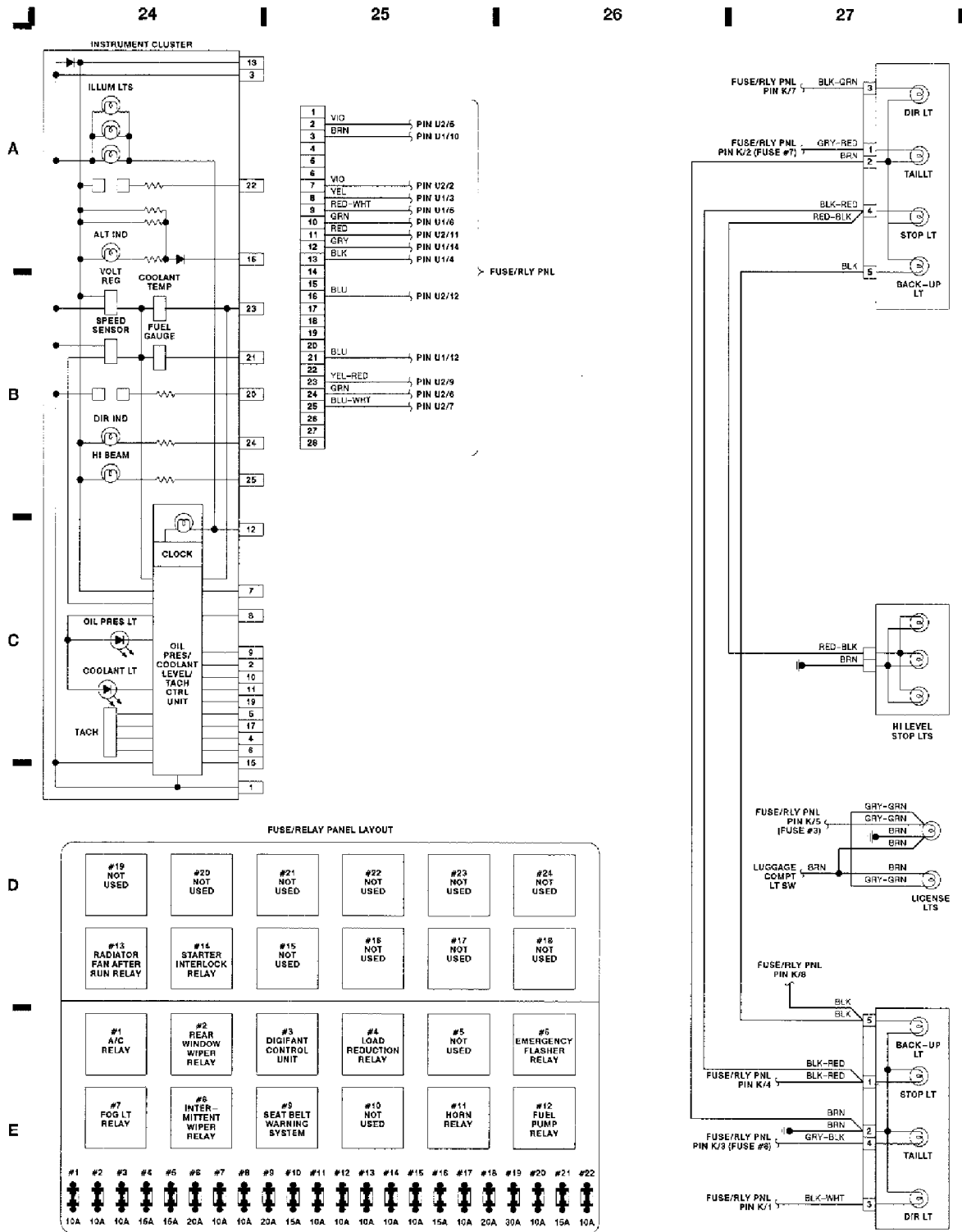


Fig. 7: Fuse/Relay Layout, Instrument Panel, Taillight (Grid 24-27)

END OF ARTICLE